

Stage 10

START POSITION: Standing in area A

STAGE PROCEDURE

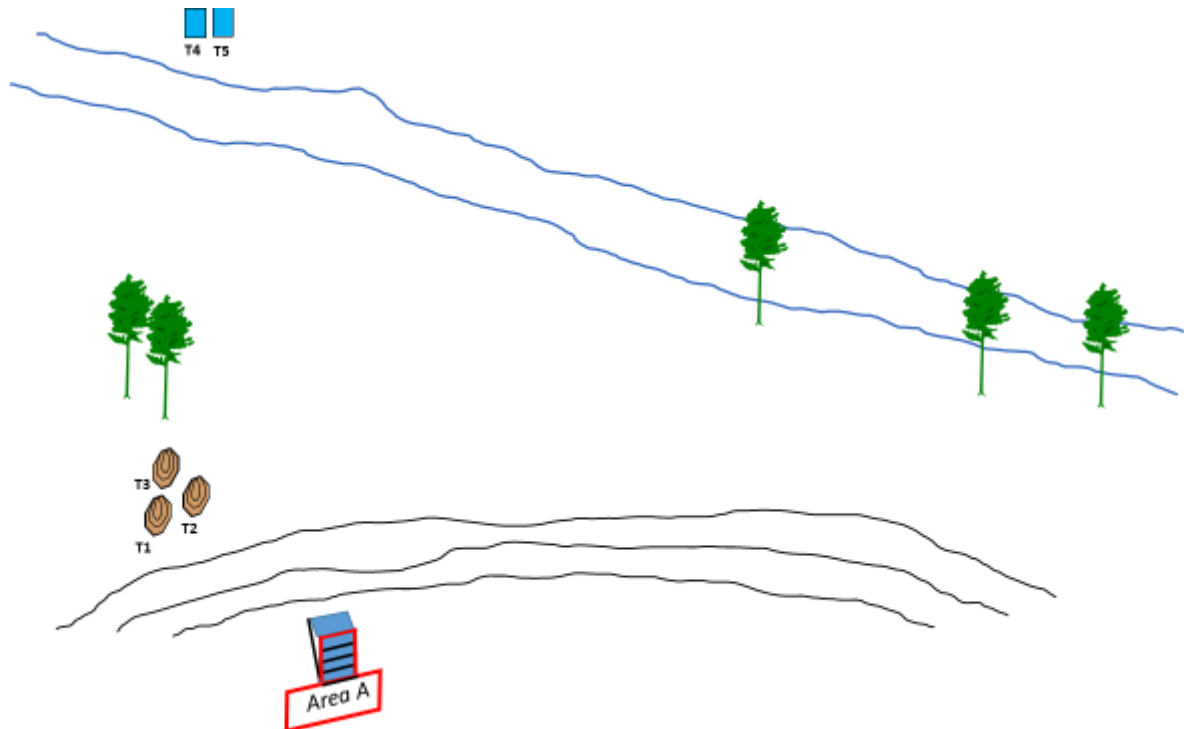
On signal engage targets from area A

SCORING

SCORING: Semi auto 8 rounds, 40 points

SCORING: Manuel action 5 rounds, 25 points

TARGETS: 3 IPSC, 2 SP



SETUP NOTES:

Target T1 to T3 at ca 20m (in 45° slope)

Target T4 and T5 at ca 160m (one set of auto reset plates)

RO NOTES:

Stage 11

START POSITION: Standing in area A

STAGE PROCEDURE

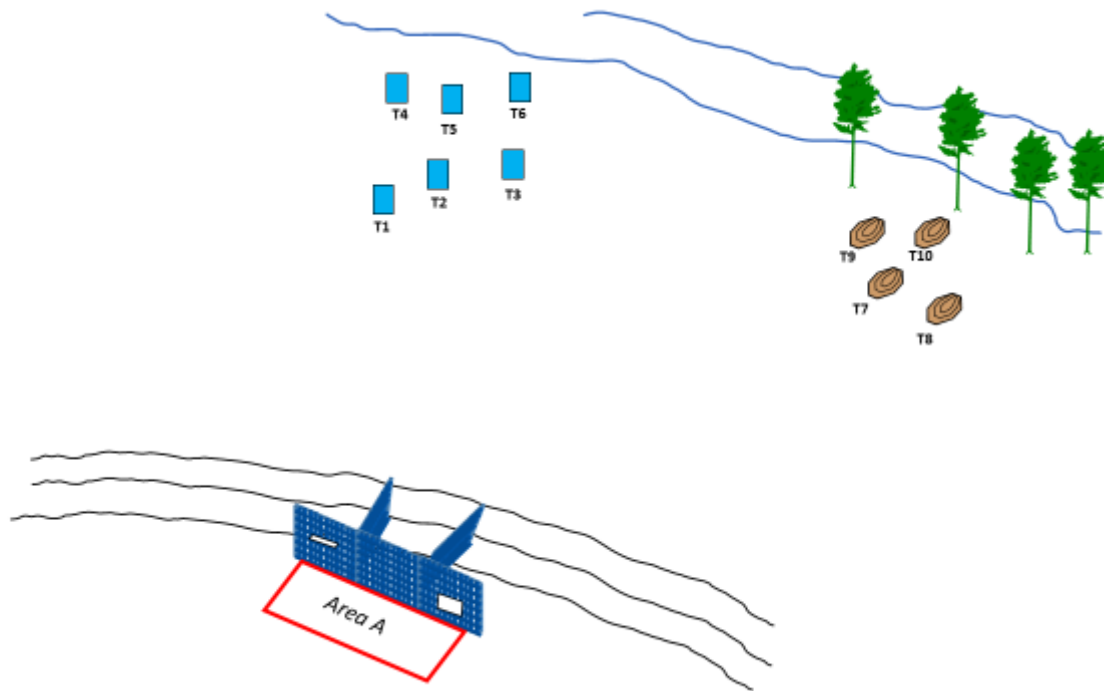
On signal engage targets from area A

SCORING

SCORING: Semi auto 14 rounds, 70 points

SCORING: Manuel action 10 rounds, 50 points

TARGETS: 4 IPSC, 6 SP



SETUP NOTES:

Target T1 to T6 at 100-120m. To be placed on top of tree stumps. Only visible from left (narrow) opening
Narrow opening to be adjusted for only sideways shooting (and maybe difficult height as well ☺)
Target T7 to T10 at 100-120m only visible from right (low) opening

RO NOTES:

Stage 12

START POSITION: Standing in area A

STAGE PROCEDURE

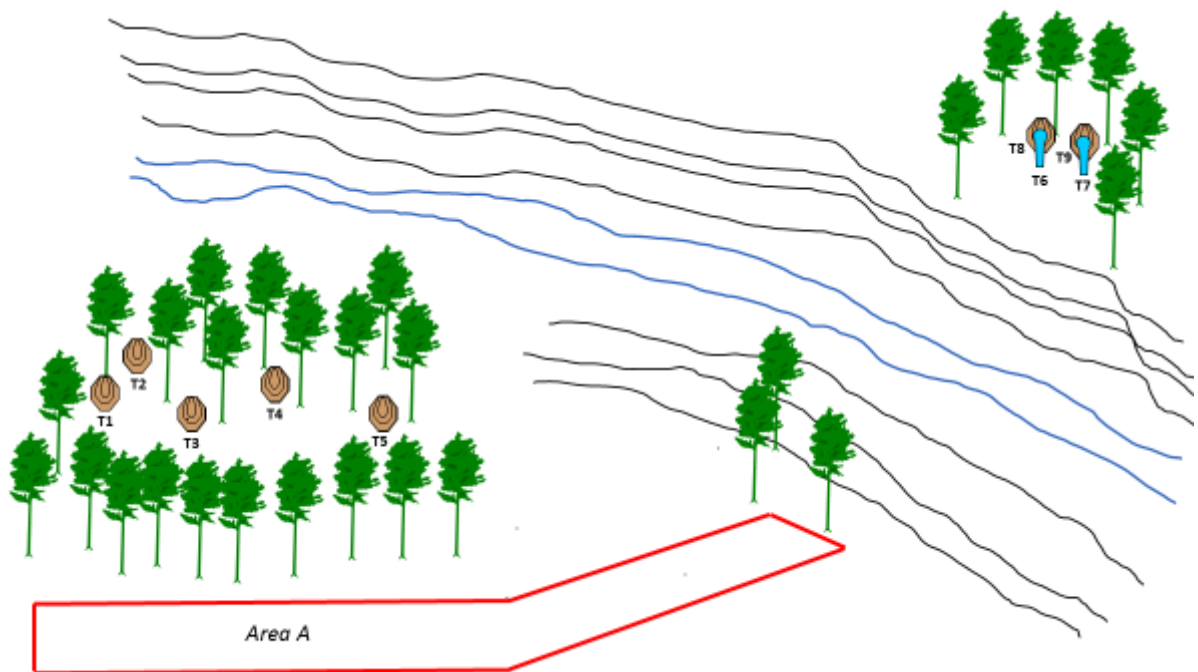
On signal engage targets from area A

SCORING

SCORING: Semi auto 16 rounds, 80 points

SCORING: Manuel action 9 rounds, 45 points

TARGETS: 7 IPSC, 2 Poppers



SETUP NOTES:

Target T1 to T5 at 15-25m, in between trees

Target T7 to T11 at ca 220m, one popper in front of each paper target

RO NOTES:

Stage 13

START POSITION: Standing in area A

STAGE PROCEDURE

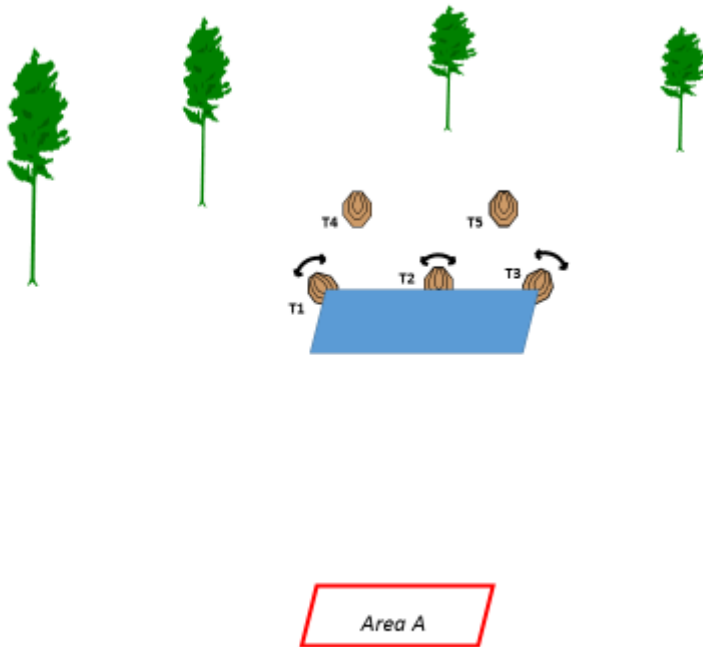
On signal engage targets from area A

SCORING

SCORING: Semi auto 10 rounds, 50 points

SCORING: Manuel action 5 rounds, 25 points

TARGETS: 5 IPSC



SETUP NOTES:

Swingers, Target T1 to T3 at ca15m, hidden behind wall and visible at rest. Common manual release for all 3 swingers

Target T4 to T5 at 5-25m (builder's choice)

RO NOTES:

Stage 14

START POSITION: Standing in area A

STAGE PROCEDURE

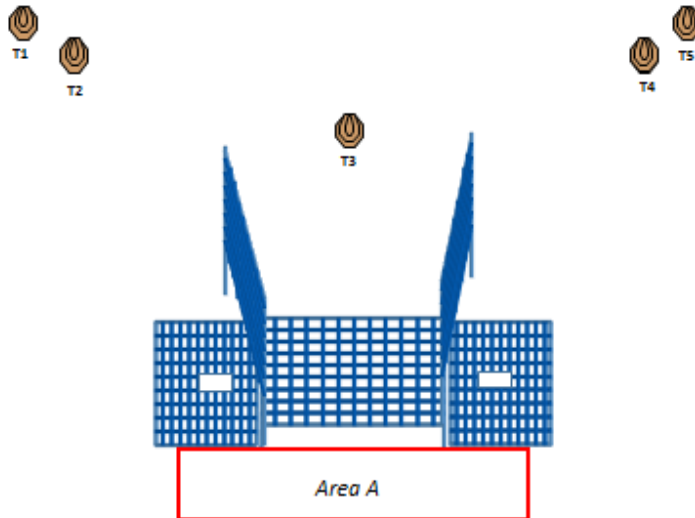
On signal engage targets from area A

SCORING

SCORING: Semi auto 10 rounds, 50 points

SCORING: Manuel action 5 rounds, 25 points

TARGETS: 5 IPSC



SETUP NOTES:

Target T1 and T2 at ca15-20m. Only visible from left opening.

Target T3 at 10-15m. Only visible from center (low) opening.

Target T4 and T5 at 15-20m. Only visible from right opening

RO NOTES: