

Stage 1

START POSITION: Standing in area A. option 1

STAGE PROCEDURE

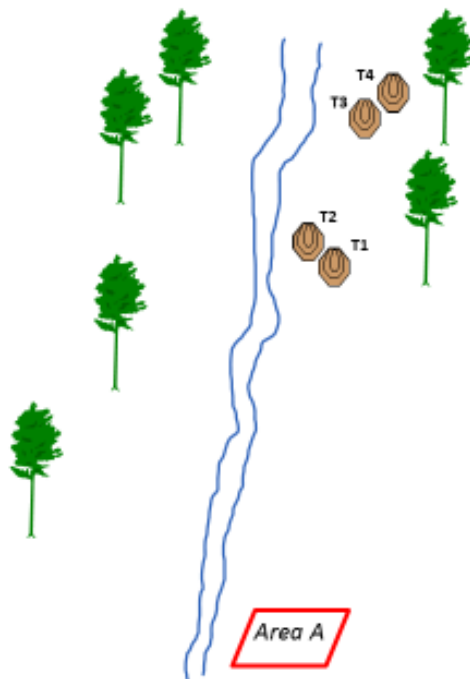
On signal engage targets

SCORING

SCORING: Semi auto 8 rounds, 40 points

SCORING: Manuel action 4 rounds, 20 points

TARGETS: 4 IPSC, 0 NS



SETUP NOTES:

Targets T1 and T2 at ca 18m

Targets T3 and T4 at ca 25m

RO NOTES:

Stage 2

START POSITION: Standing in area A. option 1

STAGE PROCEDURE

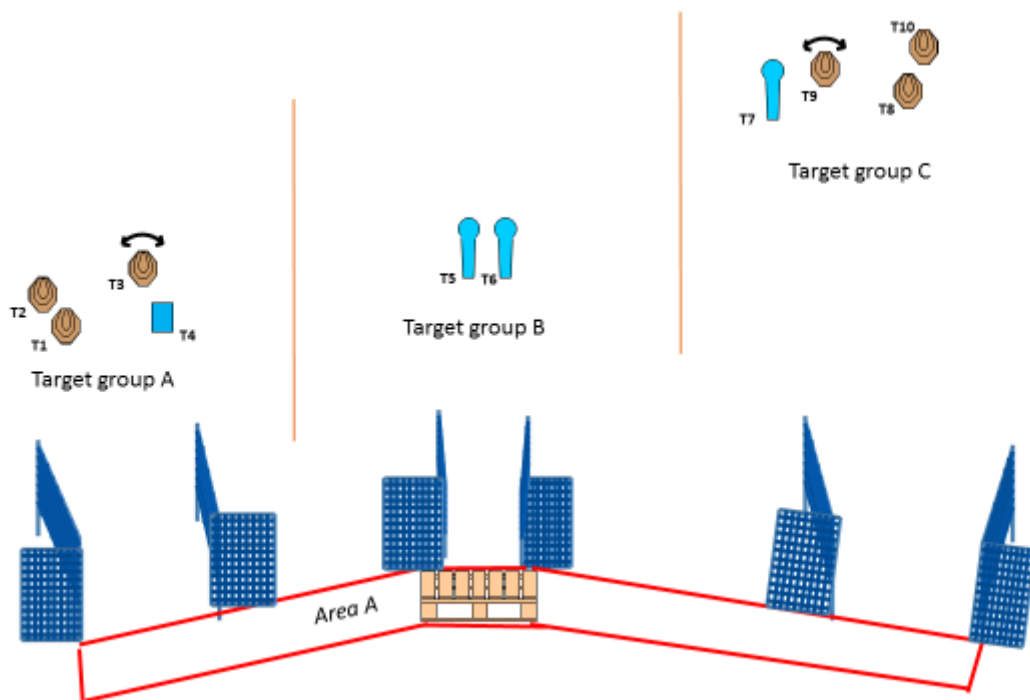
On signal engage targets only thru apertures

SCORING

SCORING: Semi auto 16 rounds, 80 points

SCORING: Manuel action 10 rounds, 50 points

TARGETS: 6 IPSC, 1 SP and 3 poppers



SETUP NOTES:

Target group A at ca 100m Only visible from left aperture

Target group B at ca 110m only visible from center aperture

Target group C at ca 200m only visible from right aperture

Swinger T3 activated by metal plate T4

Swinger T9 activated by IPSC popper T7. Swinger on long slow moving arm

RO NOTES:

Stage 3

START POSITION: Standing in area A. Option 2. Rifle in rifle rack

STAGE PROCEDURE

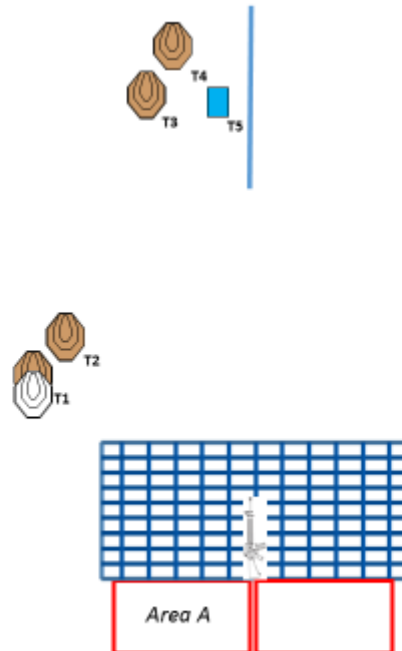
On signal engage targets from area A

SCORING

SCORING: Semi auto 9 rounds, 45 points

SCORING: Manuel action 5 rounds, 25 points

TARGETS: 4 IPSC, 1 NS, 1 SP



SETUP NOTES:

Hotrange with stage 4

Target T1 and T2 at ca 20 m

Target T3, T4 and T5 at ca 100m

Stage 3 to be an exact mirrored setup of stage 4

Stage 3 and 4 to share same wall, but separate Area A

Use wall to separate/cover targets at 100m from stage 4 targets

RO NOTES:

Stage 4

START POSITION: Standing in area A. Option 2. Rifle in rifle rack

STAGE PROCEDURE

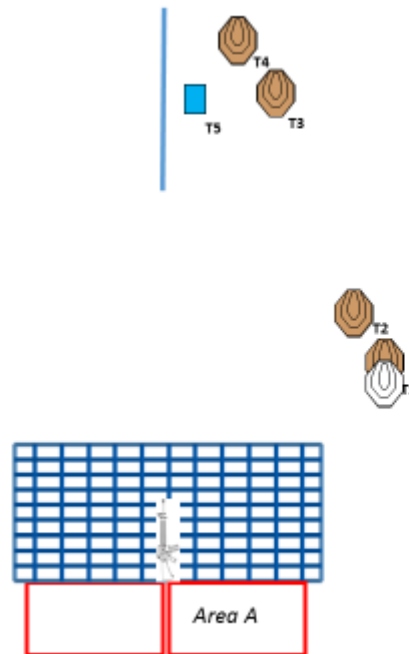
On signal engage targets from area A

SCORING

SCORING: Semi auto 9 rounds, 45 points

SCORING: Manuel action 5 rounds, 25 points

TARGETS: 4 IPSC, 1 NS, 1 SP



SETUP NOTES:

Hotrange with Stage 3

Target T1 and T2 at ca 20 m

Target T3, T4 and T5 at ca 100m

Stage 4 to be an exact mirrored setup of stage 3

Stage 3 and 4 to share same wall, but separate Area A

Use wall to separate/cover targets at 100m from stage 3 targets

RO NOTES:

Stage 5

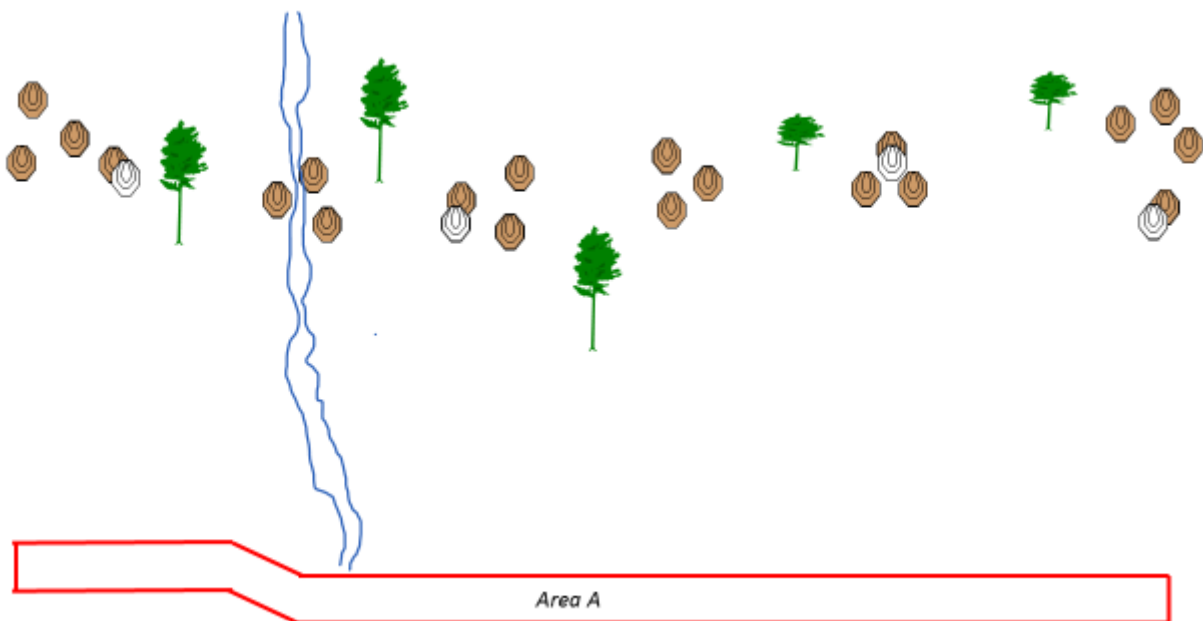
START POSITION: Standing in area A

STAGE PROCEDURE

On signal engage targets from area A
Option 1

SCORING

SCORING: 40 rounds, 200 points
TARGETS: 20 IPSC, 4NS,



SETUP NOTES:

Targets to be positioned in groups of 4, at both ends of area A. Four groups of 3 targets, to be positioned along the rest of area A. Four NS to be placed by builder choice ☺

Target distance from area A to be 25-35m.

Maximum 5 targets to be visible from any position along area A

Use natural cover for targets where possible, or build walls

RO NOTES: